



MATH NEWS



Kindergarten, Module 3, Topic D

Kindergarten Math

Module 3: Comparison of Length, Weight, Capacity, and Numbers to 10

Math Parent Letter

This document is created to give parents and students a better understanding of the math concepts found in Eureka Math (© 2013 Common Core, Inc.) that is also posted as the Engage New York material which is taught in the classroom. Module 3 of Eureka Math (Engage New York) covers Comparison of Length, Weight, Capacity, and Numbers to 10. This newsletter will discuss Module 3, Topic D.

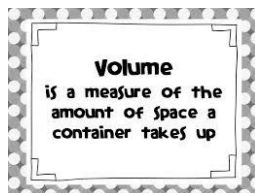
Topic D. Comparison of Volume

Words to know

- How much
- Volume
- Same As
- More Than
- Less Than
- Units

Objective

In Topic C, students learned about measuring the weight of objects. In Topic D, the students will learn how to measure volume. They will compare the volume of different objects and use units to compare objects. A unit is what an object is measured with. Common units are inches, centimeters, and gallons, but it can also be objects such as pennies, blocks, or paperclips.



OBJECTIVE OF TOPIC D


- 1 Compare volume using *more than*, *less than*, and *the same as* by pouring.
- 2 Explore conservation of volume by pouring.
- 3 Compare using *the same as* with units.

Focus Area– Topic D


Comparison of Volume

In Lesson 13, students will compare volume using more than, less than, and the same.

Example: Students will see that one container holds more rice than another by pouring rice from the first container into a smaller empty one.



In Lesson 14, students will explore conservation of volume by pouring. Example: Students may pour rice from a cup to a bowl, then to a tall container, and back into the original cup.



In Lesson 15, students compare using “the same as” with units. Example: Students count the number of small cups of rice within a larger container of rice. “The bowl holds 10 small cups of rice. I wonder how many small cups of rice a mug will hold?”

